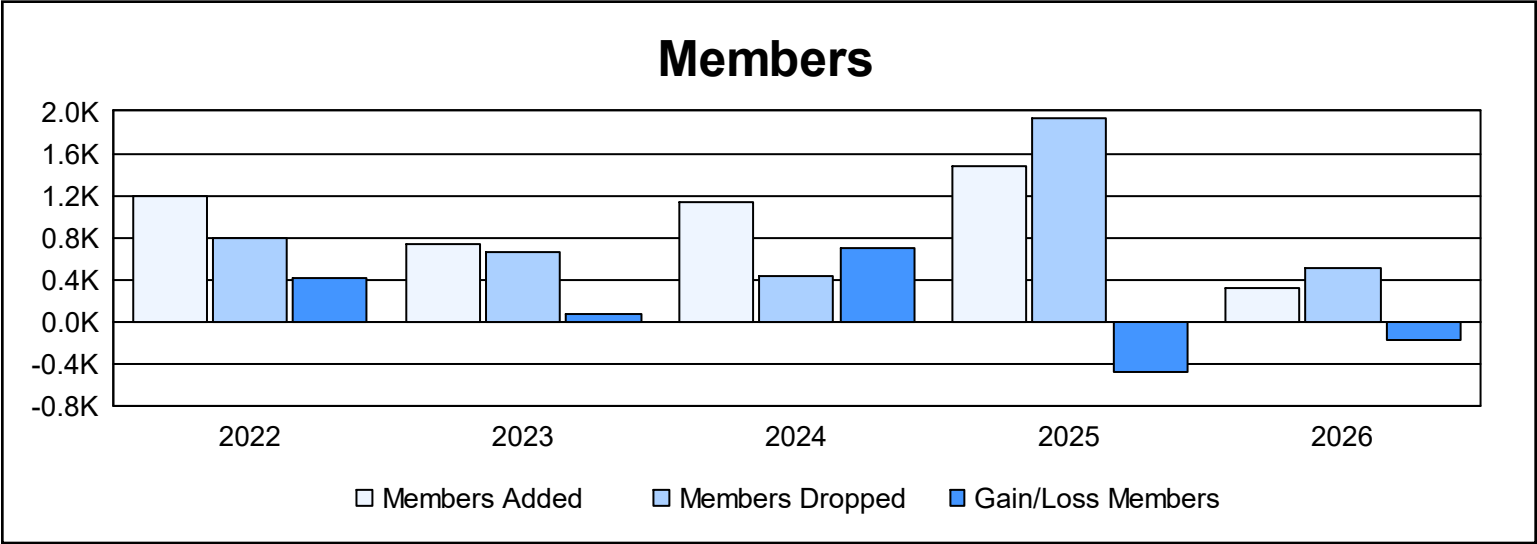
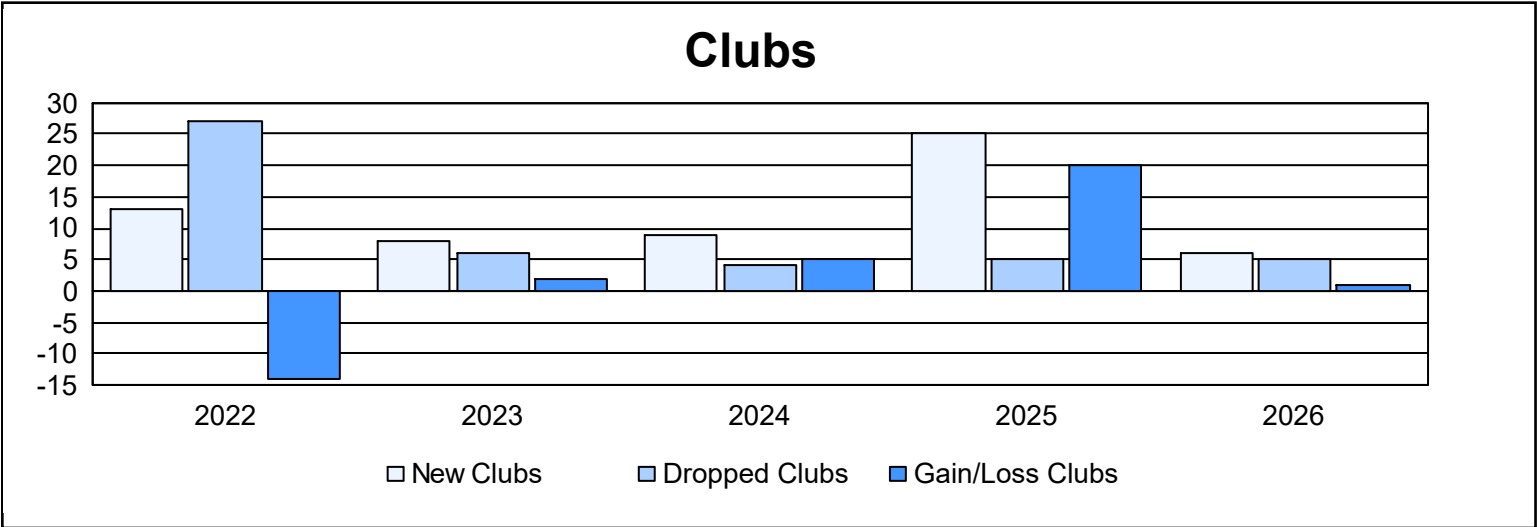
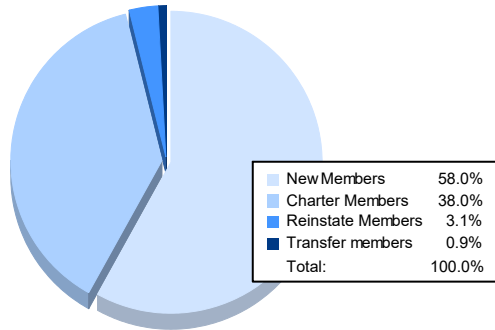


Year	New Clubs	Dropped Clubs	Gain/ Loss Clubs	New Members	Charter Members	Reinstate Members	Transfer Members	Total Member Added	Total Members Dropped	Gain/ Loss Members
2021-2022	13	27	-14	792	378	13	16	1,199	790	409
2022-2023	8	6	2	304	342	19	68	733	669	64
2023-2024	9	4	5	857	217	45	9	1,128	432	696
2024-2025	25	5	20	635	513	125	197	1,470	1,941	-471
2025-2026	6	5	1	189	124	10	3	326	499	-173
Average	12	9	3	555	315	42	59	971	866	105



Membership Composition December 2025 Cumulative



Gender Composition December 2025 Cumulative

